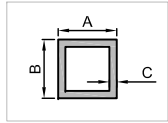


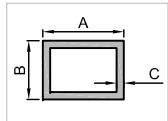


Serie

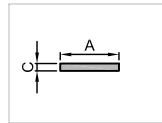
NORMALIZADOS



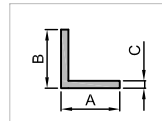
| | | A | B | C |
|---------|---------------|-----|-----|-----|
| 16x16 | Tubo Cuadrado | 16 | 16 | 1.3 |
| 20x20 | Tubo Cuadrado | 20 | 20 | 1.2 |
| 25x25 | Tubo Cuadrado | 25 | 25 | 1.4 |
| 30x30 | Tubo Cuadrado | 30 | 30 | 1.4 |
| 35x35 | Tubo Cuadrado | 35 | 35 | 1.3 |
| 40x40 | Tubo Cuadrado | 40 | 40 | 1.3 |
| 50x50 | Tubo Cuadrado | 50 | 50 | 1.3 |
| 60x60 | Tubo Cuadrado | 60 | 60 | 1.5 |
| 70x70 | Tubo Cuadrado | 70 | 70 | 1.5 |
| 80x80 | Tubo Cuadrado | 80 | 80 | 1.5 |
| 100x100 | Tubo Cuadrado | 100 | 100 | 1.9 |



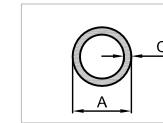
| | | A | B | C |
|--------|------------------|-----|----|-----|
| 20x10 | Tubo Rectangular | 20 | 10 | 1.3 |
| 30x15 | Tubo Rectangular | 30 | 15 | 1.2 |
| 30x20 | Tubo Rectangular | 30 | 20 | 1.2 |
| 40x20 | Tubo Rectangular | 40 | 20 | 1.3 |
| 60x20 | Tubo Rectangular | 60 | 20 | 1.4 |
| 60x40 | Tubo Rectangular | 60 | 40 | 1.4 |
| 70x20 | Tubo Rectangular | 70 | 20 | 1.4 |
| 80x20 | Tubo Rectangular | 80 | 20 | 1.5 |
| 80x40 | Tubo Rectangular | 80 | 40 | 1.5 |
| 100x40 | Tubo Rectangular | 100 | 40 | 1.5 |
| 100x45 | Tubo Rectangular | 100 | 45 | 1.5 |
| 100x60 | Tubo Rectangular | 100 | 60 | 1.9 |
| 110x45 | Tubo Rectangular | 110 | 45 | 1.5 |
| 120x40 | Tubo Rectangular | 120 | 40 | 1.5 |



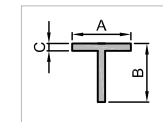
| | | A | C |
|-----|---------|----|---|
| P20 | Pletina | 20 | 3 |
| P25 | Pletina | 25 | 3 |
| P30 | Pletina | 30 | 4 |
| P40 | Pletina | 40 | 5 |
| P60 | Pletina | 60 | 5 |
| P80 | Pletina | 80 | 8 |



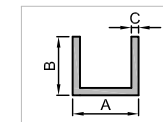
| | | A | B | C |
|--------|--------|----|----|-----|
| A15 | Ángulo | 15 | 15 | 1.3 |
| A20 | Ángulo | 20 | 20 | 1.3 |
| A25 | Ángulo | 25 | 25 | 1.3 |
| A30 | Ángulo | 30 | 30 | 1.3 |
| A40 | Ángulo | 40 | 40 | 1.4 |
| A50 | Ángulo | 50 | 50 | 1.3 |
| A60 | Ángulo | 60 | 60 | 1.4 |
| A20x10 | Ángulo | 20 | 10 | 1.3 |
| A30x15 | Ángulo | 30 | 15 | 1.3 |
| A40x20 | Ángulo | 40 | 20 | 1.3 |
| A60x35 | Ángulo | 60 | 35 | 1.6 |
| A60x40 | Ángulo | 60 | 40 | 1.5 |
| A90x60 | Ángulo | 90 | 60 | 1.4 |



| | | A | C |
|-----|--------------|----|------|
| R16 | Tubo Redondo | 16 | 1.4 |
| R20 | Tubo Redondo | 20 | 1.05 |
| R25 | Tubo Redondo | 25 | 1.5 |
| R30 | Tubo Redondo | 30 | 1.5 |
| R40 | Tubo Redondo | 40 | 1.3 |
| R45 | Tubo Redondo | 45 | 1.4 |
| R50 | Tubo Redondo | 50 | 1.5 |
| R60 | Tubo Redondo | 60 | 1.4 |
| R70 | Tubo Redondo | 70 | 1.5 |



| | | A | B | C |
|-----|------------|----|----|-----|
| T20 | Perfil "T" | 20 | 20 | 1.4 |
| T30 | Perfil "T" | 30 | 30 | 1.4 |



| | | A | C |
|-----|--------------|----|------|
| T20 | Tubo Redondo | 16 | 1.4 |
| T30 | Tubo Redondo | 20 | 1.05 |